



# 2

## Your world

Countries • *he/she/they, his/her* • Where's he from?  
*fantastic/awful/beautiful* • Numbers 11-30

### STARTER

Find your country on the map on page 13. Find these countries on the map.


Australia Brazil Egypt China England France Italy Hungary Japan Russia Spain Saudi Arabia

**T2.1** Listen and repeat.

### SHE'S FROM JAPAN

*he/she, his/her*

1 **T2.2** Read and listen.



**Pablo** Where are you from, Ahmed?  
**Ahmed** I'm from Egypt. Where are you from?  
**Pablo** I'm from Spain. From Barcelona.


**T2.2** Listen and repeat.

2 Where are you from? Stand up and practise.

Where are you from?

I'm from Italy/Libya ... Where ... ?

3 **T2.3** Read, listen, and repeat.



His name's Ahmed. He's from Egypt.



Her name's Miki. She's from Japan.

### GRAMMAR SPOT

he's = he is

she's = she is

▶▶ Grammar Reference 2.1-2.2 p123

## QUESTIONS

Where's he from?

- 1 Complete the sentences about the people.

1 His name's Kevin.  
He's from the United States.



2 name's László.  
He's \_\_\_\_\_.




3 name's Karima.  
She's \_\_\_\_\_.



4 name's Tatiana.  
She's \_\_\_\_\_.




5 name's Rosely.  
She's \_\_\_\_\_.



6 name's Simon.  
He's \_\_\_\_\_.



7 name's Yong.  
He's \_\_\_\_\_.



8 name's Fayley.  
She's \_\_\_\_\_.



**T2.4** Listen and check. Repeat the sentences.

- 2 **T2.5** Listen and repeat the questions.

What's his name?    Where's he from?  
What's her name?    Where's she from?



- 3 Ask and answer questions about the people in the photographs.

What's his name?    His name's Kevin.

Where's he from?    He's from the United States.

### GRAMMAR SPOT

- Where's = Where is  
Where \_\_\_\_\_ she from?
- Complete the questions with *is* or *are*.  
Where \_\_\_\_\_ he from?  
Where \_\_\_\_\_ you from?

▶▶ Grammar Reference 2.3 p123



## PRACTICE

### Cities and countries

- 1 Where are the cities? Ask and answer.

Where's Barcelona? It's in Spain.

<b>Barcelona</b>	<b>São Paulo</b>
<b>Beijing</b>	<b>Sydney</b>
<b>Moscow</b>	<b>Damascus</b>
<b>Cairo</b>	<b>Budapest</b>
<b>Los Angeles</b>	<b>London</b>

### 7.2.6 Listen and check.

- 2 Work with a partner.

**Student A** Look at the photos on this page.

**Student B** Look at the photos on p143.

Ask questions and write the answers.

What's his/her name?

Where's he/she from?

### Talking about you


- 3 Ask about the students in the class.

What's his name? His name's Kashid.

Where's he from? He's from Oman.  
From Muscat.


What's her name? Her name's Galma.

Where's she from? She's from Oman, too.






His name's Andrei.  
He's from Moscow.



Her name's Ashlee.  
She's from Los Angeles.



### Questions and answers

4 **T1.7** Listen and complete the conversation. Practise it.



**Rosely:** Hello, I'm Rosely. What's your name?

**Bruno:** \_\_\_\_\_ name's Bruno.

**R:** Hello, Bruno. Where are you \_\_\_\_\_?

**B:** \_\_\_\_\_ from Brazil. Where are you from?

**R:** Oh, I'm from Brazil, too, \_\_\_\_\_ from São Paulo.

**B:** Really? I'm from São Paulo, too!

**R:** Oh, nice to meet you, Bruno.

5 **T1.8** Listen and write the countries.

1 Claudia: Italy Akemi:

2 Charles: \_\_\_\_\_ Ruth: \_\_\_\_\_

3 Loretta and Jane: \_\_\_\_\_

6 Match the questions and answers.

1  Where are you from?

2  What's her name?

3  What's his name?

4  Where's he from?

5  What's this in English?

6  How are you?

7  Where's Montreal?

a His name's Faci.

b He's from Arman.

c It's in Canada.

d I'm from Japan.

e Fine, thanks.

f Her name's Tatiana.

g It's a computer.

**T1.9** Listen and check.

Work with a partner. Take turns to cover the questions or the answers. Practise them.

### Check it

7 Tick (✓) the correct sentence.

1  My name Ahmed.

My name's Ahmed.

2  What's his name?

What's his name?

3  'What's his name?' 'Kevin.'

'What's her name?' 'Kevin.'

4  He's from Libya.

His from Libya.

5  Where she from?

Where's she from?

6  What's her name?

What's she name?



## READING AND SPEAKING

Where are they from?

1 **T2.10** Read and listen.



This is a photograph of **Claude** and **Holly Duval** from Montreal, in Canada. They are on holiday in New York City. Holly is from Canada and Claude is from France. They are married. Holly is a teacher. Her school is in the centre of Montreal. Claude is a doctor. His hospital is in the centre of Montreal, too.

2 Complete the sentences.

- Holly is from \_\_\_\_\_ in Canada.
- She's a \_\_\_\_\_.
- Her \_\_\_\_\_ is in the centre of Montreal.
- Claude is from \_\_\_\_\_.
- He's a \_\_\_\_\_.
- His hospital is in the \_\_\_\_\_ of Montreal.
- They \_\_\_\_\_ in New York.
- They are \_\_\_\_\_.

3 Write questions with *What ...?* and *Where ...?* about Claude and Holly. Ask a partner.

*What ... name? Where ... from?*  
*Where ... school? What ... hospital?*

### GRAMMAR SPOT

Write *is* or *are*.

She \_\_\_\_\_ a teacher.

He \_\_\_\_\_ a doctor.

They \_\_\_\_\_ from Canada.

▶▶ Grammar Reference 2.4 p133

4 **T2.11** Listen to Claude and Holly. Complete the conversations.

- 1 **weather** ☹️ **weather**  
 C: Oh, no! Look at the **weather**!  
 H: Ugh! It's \_\_\_\_\_!

- 2 **look / good** 😊 **burger**  
 H: Wow! Look at my \_\_\_\_\_!  
 It's fantastic!  
 C: My burger is \_\_\_\_\_, too!

- 3 **fantastic** 😊 **building**  
 C: What's this **building** \_\_\_\_\_?  
 H: It's the Empire State Building!  
 It's \_\_\_\_\_!

- 4 **beautiful** 😊 **look**  
 C: Wow! \_\_\_\_\_ at Central Park!  
 H: It's \_\_\_\_\_!

**T2.11** Listen and check. Practise the conversations.



## EVERYDAY ENGLISH

### Numbers 11–30

1 Say the numbers 1–10 round the class.

2 **T 2.12** Listen, read, and repeat.

**11** eleven    **12** twelve    **13** thirteen    **14** fourteen    **15** fifteen

**16** sixteen    **17** seventeen    **18** eighteen    **19** nineteen    **20** twenty

Say the numbers 1–20 round the class.

3 Write the numbers your teacher says. Say the numbers your teacher writes.

4 Match the numbers.

<b>21</b>	twenty-five
<b>22</b>	twenty-seven
<b>23</b>	twenty-one
<b>24</b>	twenty-eight
<b>25</b>	twenty-two
<b>26</b>	twenty-four
<b>27</b>	twenty-nine
<b>28</b>	twenty-three
<b>29</b>	thirty
<b>30</b>	twenty-six

**T 2.13** Listen and repeat. Say the numbers 1–30 round the class.

5 **T 2.14** Listen and tick (✓) the numbers you hear.

1	22	12 ✓	10	20
2	17	15	16	14
3	21	29	19	9
4	11	7	17	27
5	23	3	13	30

6 Work with a partner.

Student A Write five numbers. Say them to your partner.

Student B Write the numbers you hear: 14 24 ...

7 Look at the pictures. How old is he/she?

I think she's 18 months.

No, I think she's about 2.



**T 2.15** Listen and find out.